



Count  Scale

 **rinstrum**
SMART WEIGHING SOLUTIONS



countR Scales

Rinstrum countR Scales feature our renowned rugged XG stainless steel base fitted with either a R420 or R427 indicator pre-configured for counting applications.

countR bench scales are designed for years of easy operator use with fast response high accuracy loadcell and electronics to measure the smallest parts and pieces with accuracy.

countR can store up to 250 products with average piece weights being able to be viewed and updated, preset tare functionality, product count and weight totalising, custom printing with date and time and up to 6 user defined fields. 3 preconfigured setpoints available for checking over and under piece count or for use with a RYG light stack.

As with all of our R420 and R427's there is the optional LUA databasing functionality, optional USB scanner input and ethernet network connectivity, datalogging to ensure accountability and additional I/O if necessary and to future proof your purchase.

Easy Maintenance & Operation

- Clear open frame – Easy to keep clean and find parts under the pan
- Sturdy pan construction – No warping
- 2 Axis rotating head – For best operator viewing angle
- Has ability to mount on roller conveyor or ball transfers
- Language support for Spanish, French, German and Polish

Built To Last

- Quality IP65 aluminium load cell
- 300 x 300mm (12 in x 12 in) pan CR3030
- 300 x 400mm (12 in x 16 in) pan CR3040
- 304 stainless tubular steel frames
- Overload protection stops
- Replaceable Keypads
- Overload recording increments every time the scale is overloaded
- Future proof with LUA and USB and Ethernet options
- 2 Year Warranty

Proven Rinstrum Indicators



R420

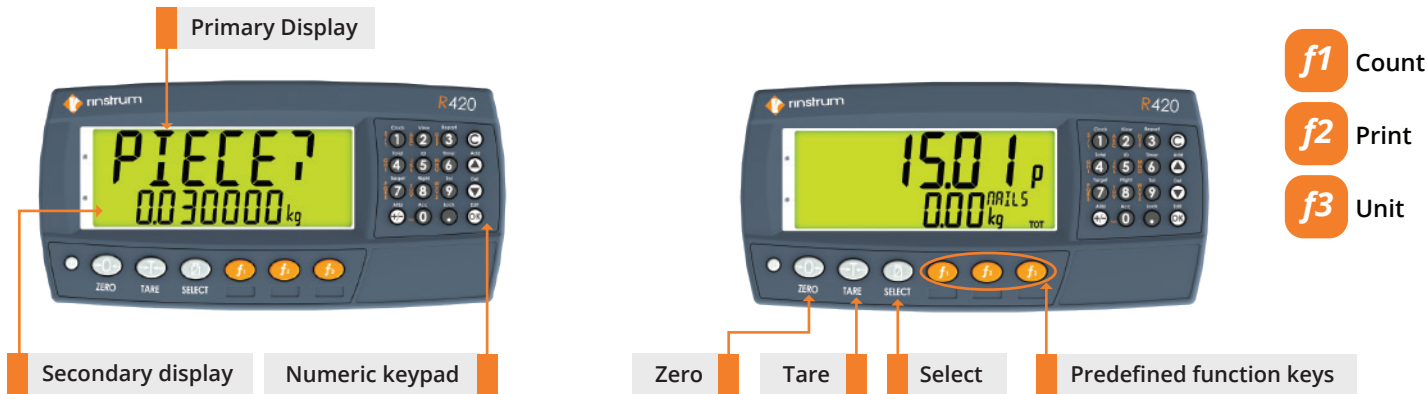
- ABS housing
- IP65
- Operator friendly with multiline display and alpha numeric keypad

R427

- Stainless steel housing
- IP66
- Operator friendly with multiline display and alpha numeric keypad

**Options available
through customization**

- AC/DC/Battery Power Options
- Data Logging option
- I/O option for RYG Light Pole (A11018)
- Lua programmability option
- USB Host Port, Ethernet Port



Scale Types



CR3030-R420-ACx

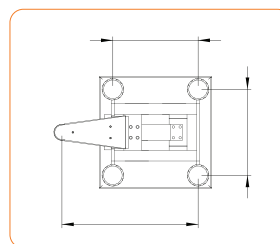
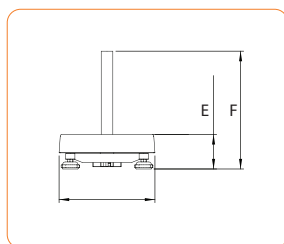
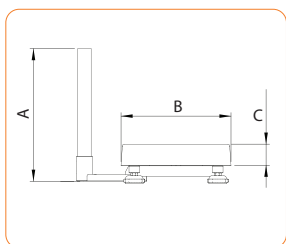


CR3030-R427-ACx

CR3040-R420-ACx

CR3040-R427-ACx

Scale Base Dimensions



CR3030

300 x 300 mm (12 x 12 inch) stainless steel platform, tubular frame and IP65 sealed aluminum load cell , 36-38 mm (1.4-1.5 inch) stainless steel pole included. Fitted with either a R420 or R427 indicator per-configured for counting applications.

Dimension	CR3030-R42x	
	mm	in
A	378	14.88
B	313	12.32
C	60	2.36
D	313	12.32
E	113	4.45
F	385	15.16
G	240	9.45
H	240	9.45
I	375	14.76



CR3040

300 X 400 mm (12 x 16 inch) stainless steel platform, tubular frame and IP65 sealed aluminum load cell , 36-38 mm (1.4-1.5 inch) stainless steel pole included. Fitted with either a R420 or R427 indicator per-configured for counting applications.

Dimension	CR3040-R42x	
	mm	in
A	378	14.88
B	413	16.26
C	60	2.36
D	313	12.32
E	113	4.45
F	385	15.16
G	338	13.30
H	240	9.45
I	473	18.62



X00G-700-250

Specifications

X00G-700-250

Product	CR3030-R42x		CR3040-R42x	
IP Rating Load Cell	IP65			
Pan Size	CR3030		CR3040	
	300x300mm (12in x 12in) pan		300x 00mm (12in x 16in) pan	
Capacity	CR3030		CR3040	
AU/EU	30kg x 0.001kg (66lbs x 0.002lbs)		-	
US	45kg x 0.001kg (100lbs x 0.002lbs)		68kg x 0.002kg (150lbs x 0.005lbs)	
Materials				
Frame	304 Stainless Steel			
Pan	304 Stainless Steel			
Feet	304 Stainless Steel			
Load cell	Aluminium			
Indicator	R420	R427	R420	R427
Material	ABS	Stainless Steel	ABS	Stainless Steel
Keypad	23 Keys			
Display	LCD with 4 alpha-numeric displays and LED backlighting: Primary display: 6 x 28.4 mm high digits with units and annunciators 2nd display: 9 x 17.6 mm digits with units 3rd display: 8 x 6.1 mm digits 4th display: 4 x 7.6 mm digits			
Repeatability	+/- 1 division			
Linearity	+/- 1 division			
IP Rating Indicator	IP65	IP66	IP65	IP66
Serial	Serial 1A: RS-232 serial port for remote display, printer or serial barcode reader input. Serial 1B: RS-485 transmit only for remote display or network. Transmission rate: 2400, 4800, 9600 or 19200 baud			
Power Source				
AC	Internal AC power supply AU/US/EU line cord Input: 110/240VAC 50/60Hz Output: 12VDC 15VA			
Optional Battery	2.5AH NiMH rechargeable battery pack Charger Input: 110/240VAC 50/60Hz Output: 12VDC			

Firmware Specifications

K402

250 Products, 6 user defined fields, custom printing, count resampling, average piece weight resampling, totalising, Pre-set Tare, Trade approved in weight mode, setpoints, Date & Time.



Local Dealer



Contact Us