

R400 Series – Data Sheets



- 100,000 d @ 0.25 $\mu\text{V/d}$
- Trade approved Australia, Europe and USA
- Built in RS232/RS485
- IP65 ABS or stainless-steel housing
- 16 x 350-ohm cells
- Ethernet support
- Robust precise analogue output module

The R400 series of indicators are designed with both the installer and operator in mind and cover a wide range of applications. They are engineered and built to last with reliability being foremost. The modular design allows for the installation to be commissioned with only the components required, saving on time and money. With upwards of nine (9) versions of firmware available the R400 indicator is an ideal indicator for dealers and distributors as it simplifies installer training and reduces stocking levels.

Flexibility is the key with its award winning modular accessory design. Modules include additional serial options, input/outputs, analogue outputs, external buttons, Ethernet, Alibi (Data Storage Device) and battery or AC option.

Superior housings - Three housing types are available:

- R420 (ABS) rated to IP65
- R423 (stainless steel panel mount) rated to IP66
- R427 (stainless steel full housing) rated to IP66

Both housings are designed with extra attention to detail to increase their reliability in the field, thereby reducing unplanned downtime and servicing costs. For example, the R423 uses a high impact polycarbonate lens to protect the LCD from knocks.

Simple setup - use the menu system directly via the alpha numeric keypad or the configuration utility View400 on a PC.

Operator friendly - large multi-segment display that uses logical prompts along with dedicated and programmable function keys. Printing can be tailored with custom record, docket or reports printouts. Primary display is 29mm (1.1") and secondary display 18mm.

Rugged Load Cell Input - Designed to take 16x320 ohm load cells; providing flexibility and reducing the need for summing hardware, simplifying the installation and saving money. The load cell input is protected with onboard transorbs to limit damage from external voltage surges.

Networking Capability - Support for Ethernet to improve integration into larger control systems

Modules

The R400 Series flexibility is provided through its broad range of modules that are easy to configure and neatly connect into the rear of the indicator. There are 4 module slots where an indicator can be equipped with only the features required for a given installation.

Robust Input/output Modules (M4301, M4311, M4321, M4331)

An R400 indicator can be equipped with up to 32 I/O. These I/O are electrically isolated, designed for direct connection into PLC's and are capable of driving low voltage actuators directly.

- Isolated high side (400mA current source) drivers are capable of driving low voltage actuators directly or can be connected directly with PLC controllers.
- Each module has 8 digital I/O ports which are limited to maximum input voltage of 30V and can drive up to 400mA.
- Direct connection between I/O points is supported
- Inputs are isolated to resist against system noise.

Button Module (M4302)

The Button Module provides 4 voltage free inputs for use with switches or thumbwheels. The voltage free inputs eliminate the need to wire up complicate input driver circuits.

Isolated Communication Modules

Communication modules are in addition the built in RS232/RS485 ports on the R400 indicators.

- **Fully isolated** and recommended for application where there is a risk of lightening or surges or where additional communication ports are required.
- M4201 RS232/RS232, M4202 RS232/RS485, M4203 RS485/RS485

Precise Robust Analogue Output Module (M4401)

The analogue module provides a 4-20mA or 0-10V analogue output and two digital I/O.

- **Isolated** to resist against system noise and interference therefore reducing unnecessary callouts;
- **Precise** with a 400Hz (2.5msec) update rate and 1/65,000 resolution. The fast update and high D to A conversion rate give a smooth output curve which helps a PLC to see more realistic readings (2.5msec step)
- **Scalable** to suit the input on the PLC.
- **Two digital I/O** provided the same as the M4301

Data Storage Device Module (M4501)

The Data Storage Module provides nonvolatile alibi memory storage (6M bytes) according to WELMEC 7.2 L. Compatible with later versions of software.

Ethernet (M4223-USERHW2)

The Ethernet Module provides 10/100/1000 Base TX with auto negotiation (1 Raw bi-directional port and 10 Raw transmit only ports), one USB 2.0 host port and one RS422 serial port.

Accessories

Converter 0-10V/4-20mA Input (M4902)

Connects to the Load Cell Input on R400 series indicators for a voltage or current input. Useful where an indicator needs to take an input from load pins on a crane scale for example. Suitable for pressure, displacement or strain transducers that output 4-20mA or 0-10V analogue signals.

rin-LINK


The magnetically coupled rin-LINK on the front panel provides a convenient temporary connection to a laptop - no need to access rear of the indicator.

- Transfer of setup and calibration information
- Download of software upgrades

Relay Modules (M4901 and M4906)

The relay modules, used in conjunction with an I/O module, provide 8 voltage free relay outputs rated to 250VAC and 8A, available in either 12 or 24V.

- DIN rail mountable.
- Provides N/O (normally open) and N/C (normally closed) contacts for each output.



Smart Weighing

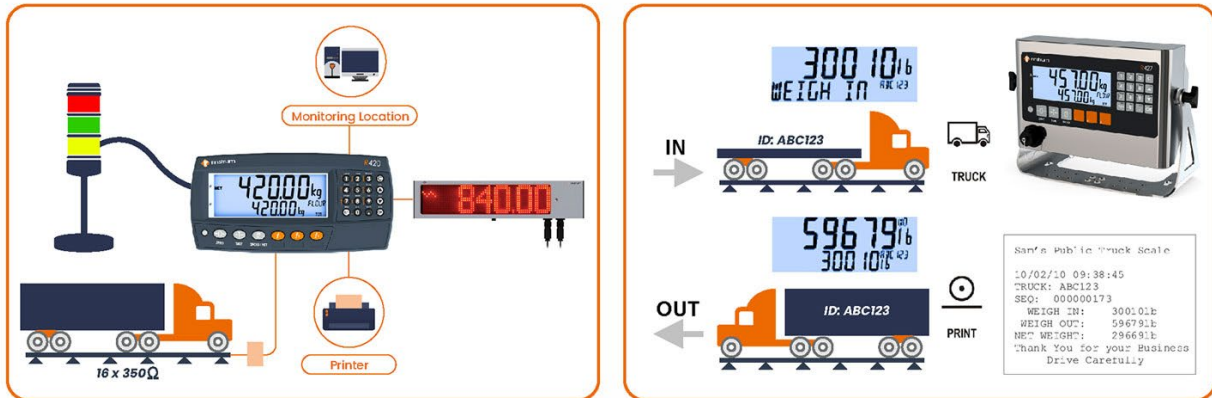
Superior Diagnostics

R400 series indicators have a range of diagnostic tools and features that aid system commissioning and maintenance.

- **Hardware configuration report** summarises how the indicator hardware is setup, providing a record for maintenance purposes or fault finding
- **Force Output and Test Input functions** allow the installer to specifically test I/O to assist in site setup
- **Modules can be swapped** in and out without recalibration of the indicator, saving time and effort
- **Status LED** on each I/O
- **Overload counter** to review if the scale has been overloaded.

...now that's smart weighing!

R400 Series – K404 Truck Weighing – Data Sheet

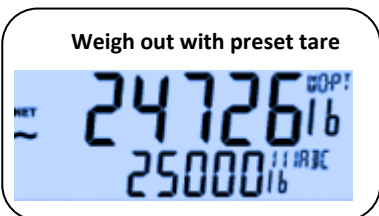
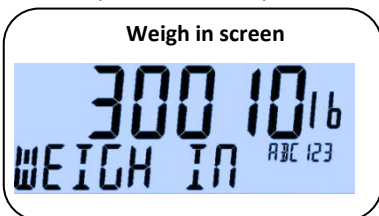


- 250 Truck IDs (Products)
- Preset Tare and accumulation data on each Truck ID
- Single and two pass weighing
- Alpha-numeric Truck ID names
- Programmable printing
- Drive up to 16x350ohm load cells
- Simple two button operation

The K404 is designed specifically for truck weighing. It allows for a range of operational scenarios all in one setup, from weigh-in/weigh-out to stored truck ids. The dedicated Truck ID button and Print button simplify the operator interface. Additionally, the alpha-numeric keypad allows for easy entry of tare weight and Truck IDs. With 250 Truck IDs available it is suitable for applications with truck fleets of up to 250.

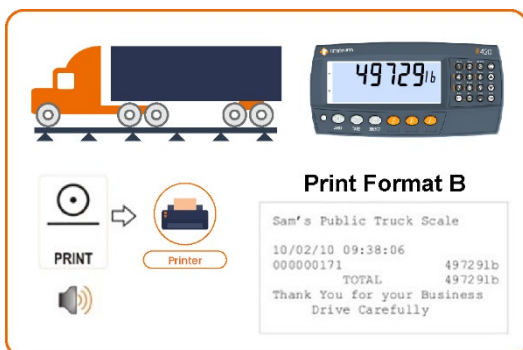
The following operational scenarios can all be handled on the one setup:

- Print the weight of the truck on the scale
- Weigh a truck in a single pass using its tare weight
- Weigh a known truck with a stored Truck ID and preset tare and accumulate the statistics on that truck ID.
- Two pass weighing with a weigh in followed by a weigh out. The ticket will show time/date weigh-in, weigh-out and net weights.
- Automatic temporary Truck ID to simplify weigh-in/weigh-out for fast weighing throughput. The temporary Truck ID is removed once the weigh-out is complete.



R400 Indicators are ideal for weigh bridges:

- Isolated communication modules for excellent protection against lightning
- All accessory modules, including the power supply, can be swapped without recalibration.
- Indicator configuration and setup can be reused and easily uploaded using the opto-link on the front panel.
- Pre-calibration using mV/V saving time on full calibration



Smart Weighing

Dedicated Truck Weighing Interface

The K404 operation builds on years of experience working with specialist truck scale manufacturers to streamline weigh bridge operation and simplify the operator experience.

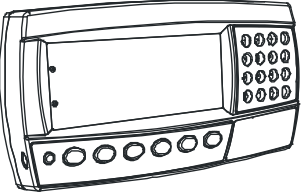
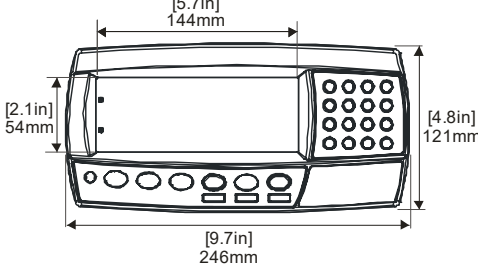
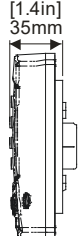
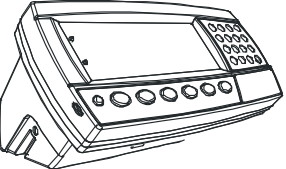
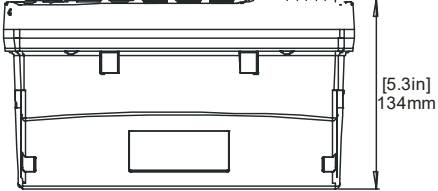
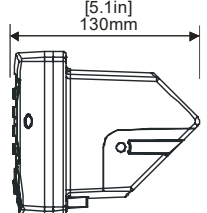
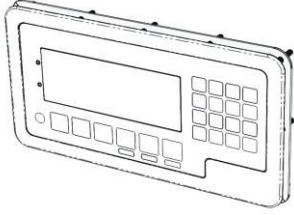
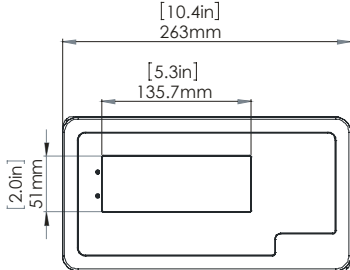
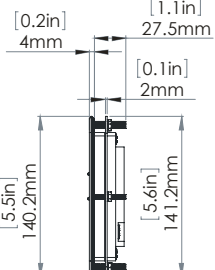
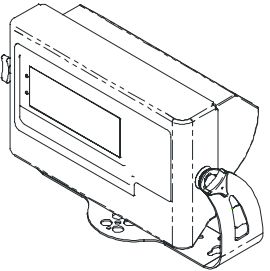
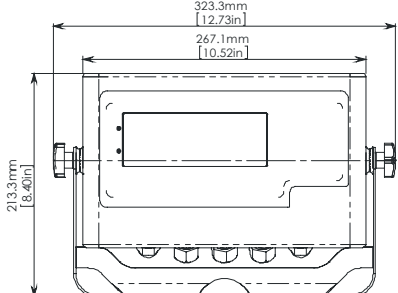
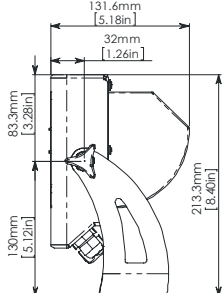
- Simple two button operation Truck ID and Print Automatic temporary truck ID assigned if permanent ID isn't required
- Single pass or two pass weighing with same set up.

...now that's smart weighing!

R400 Series Specification Table

Resolution	Up to 100,000 d, minimum of 0.25uV/d						
Approvals	10,000 d @0.7uV/d NMI(S-463), OIML R76 III/III L NTEP 08-720 FCC, CE, C-tick						
Zero Cancellation	+/- 2.0mV/V						
Span Adjustment	0.1mV/V to 3.0mV/V						
Excitation	7.4V for up to 16 x 350 or 32 x 700-ohm load cells (4-wire or 6-wire plus shield) Maximum total load cell resistance: 1,000 ohms						
A/D Type	24bit Sigma Delta with ±8,388,608 internal counts						
Operating Environment	Temperature: -10 to +50°C ambient (14 °F to 122 °F) Humidity: <90% non-condensing						
Display	LCD with 4 alpha-numeric displays and LED backlighting: Primary display: 6 x 28.4mm (1.12") high digits with units and annunciators 2 nd display: 9 x 17.6 mm (0.7") digits with units 3 rd display: 8 x 6.1 mm (0.2") digits 4 th display: 4 x 7.6 mm (0.3") digits						
Setup and Calibration	Fully digital with visual prompting in plain messages						
Digital Filter	Sliding window average from 0.1 to 30.0 seconds						
Zero Range	Adjustable from +/- 2% to +/- 20% of full capacity						
Standard Power Input	12 to 24VDC (15 VA max) - ON/OFF key with memory feature						
Variants	AC	AC power supply Input: 110/240VAC 50/60Hz Output: 12VDC 15VA					
	Battery	2.5AH NiMH rechargeable battery pack Charger Input: 110/240VAC 50/60Hz Output: 12VDC					
Optical Data Communications	Magnetically coupled infra-red communications Conversion cables available for RS232 or USB						
Correction	10-point linearity correction						
Serial Outputs	Serial 1A: RS-232 serial port for remote display, network or printer supports. Serial 1B: RS485 transmit only for remote display Transmission rate: 1200, 2400, 4800, 9600, 19200, 57600 baud						
Assignable Function Keys	3						
Operating Modes	Single Range, Dual Range and Dual Interval						
Battery Backed Clock Calendar	Battery life 10 years minimum						
Application Software	K401	K402	K404	K405	K410	K411	K412
Functions	Custom printing, custom unit switching, counting, manual hold, peak hold, auto output totalizing		Weighbridge	Static Axle	1 Material	6 Material	20 Material
			Single pass weighing Two pass weighing Dedicated truck key Custom printing Temporary Truck IDs Preset Tare Specialized truck dockets		Up to 10 Batching Stages 3 Speed Fill Fill, Dump & Pulse stages Inflight & jogging correction, Negative batching Batch suspends Timer (RTC) based multiple batching		
Products/Recipes	1	250	250 Trucks		100 Recipes		
Analogue Output *	1		-			1	-
Set points	8						
Additional Communications *	Module: RS232/RS232 Module: RS232/RS485 Module: RS485/RS485						
Button Input *	4 Buttons						
Data Storage Device *	1						
Ethernet *	1						
Housing Options	R420		R423		R427		
Case Materials	ABS		Stainless Steel		Stainless Steel		
Packing Weights	Indicator: 1kg (35 oz)		Indicator: 1.2kg (42 oz)		Indicator: 3kg (106 oz)		
Environmental IP Rating (panel mounted, with rear boot or full housing)	IP65		IP66		IP66		

R420 Rear Boot for IP65 standalone unit		R420 Brackets		R427 Bracket
				
Rear Boot	Rear Boot with Desk Stand	Stainless Steel Wall Mounting M4003	Stainless Steel Post Mounting M4004	Stainless Steel Desk/Wall/Post Mounting

R420-ABS Panel Mount		
	 <p> [5.7in] 144mm [2.1in] 54mm [4.8in] 121mm [9.7in] 246mm </p>	 <p>[1.4in] 35mm</p>
R420-ABS with Rear Boot		
	 <p>[5.3in] 134mm</p>	 <p>[5.1in] 130mm</p>
R423-Stainless Steel Panel Mount		
	 <p> [10.4in] 263mm [5.3in] 135.7mm [2.0in] 51mm </p>	 <p> [0.2in] 4mm [1.1in] 27.5mm [0.1in] 2mm [5.5in] 140.2mm [5.6in] 141.2mm </p>
R427-Stainless Steel Full Housing		
	 <p> 323.3mm [12.73in] 267.1mm [10.52in] 213.3mm [8.40in] </p>	 <p> 131.6mm [5.18in] 32mm [1.26in] 83.3mm [3.28in] 130mm [5.12in] 213.3mm [8.40in] </p>

Specifications are subject to variation for improvement without notice. Illustrations are indications only and variation may be evident between products.

*Optional modules