










R4xx Family Accessories

Modules		Code	
 	Module, RS232/RS232,	Provides 2 fully isolated (>500V) communication ports. One full duplex RS232 with DTR and one transmit only RS232 port.	M4201
	Module, RS232/RS485,	Provides two fully isolated (>500V) communications ports. One full duplex with DTR RS232 port and one transmit only with internal termination RS485 port.	M4202
	Module, RS485/485,	Provides one four wire fully duplex RS485 port and one transmit only RS485 port. Both ports are fully isolated (>500V) and have internal switchable termination.	M4203
 	Module, Tilt Compensation,	<i>Tilt compensation module. Compatible with Rinstrum M4904 Tilt Sensor, HL-Planar Technik NS-15/PL2-S, HL-Planar Technik NS-10/PL2-S. Power internal.</i>	M4211
 	Module, 8 Input/Output, I/O 1-8	Provides 8 isolated (>500V) digital I/O ports. Each I/O is limited to maximum input voltage of 30V and can drive up to 400mA. Maps to I/O 1-8	M4301
	Module, 8 Input/Output, I/O 9-16	As above, maps to I/O 9-16	M4311
	Module, 8 Input/Output, I/O 17-24	As above, maps to I/O 17-24	M4321
	Module, 8 Input/Output, I/O 25-32	As above, maps to I/O 25-32	M4331
	Module, 4 Button Input,	Provides 4 voltage free inputs for use with switches or thumbwheels. These inputs are not isolated. Maps to I/O 17-20	M4302
	Module, Analogue Output,	Provides one isolated (>500V) 4-20mA or 0-10V analog output. Update rates of up to 400Hz possible with 1/65,000 resolution. Two digital I/O the same as the M4301 are also provided.	M4401
 	Module, Data Storage Device,	<i>Data Storage Module provides non volatile alibi memory storage (6M bytes) according to WELMEC 7.2 L Compatible software K402 V 1.35 or later; K491 V1.01 or later. Power internal.</i>	M4501

R4xx Family Accessories

			Order Code
	H ware, Desk Mount, ABS IP65,	Rear boot with supplied glands seals instrument to IP65. Includes desk stand with non-slip feet and provision for permanent mounting.	M4001
	H ware, Wall Mount, Stainless,	Stainless steel bracket for wall mounting - for use with M4001 boot.	M4003
	H ware, Pole Mount, Stainless,	Stainless steel stand for pole mounting - for use with M4001 boot and A10018 pole mount insert.	M4004
	H ware, Cover, Clear Protective,	Clear plastic covers to protect instrument face from dirt/scratches while still allowing full functionality, in packs of 10. For use with R420.	M4005
	H ware, Physical Seal,	Trade sealing cover for use with lead seals or destructable void stickers.	M4009
	Power Supply, VAC,	90-260VAC to 12VDC power supply module to power R4xx series instrument.	M4101
	Battery Pack, NiMH 2.5AH IP65,	2.5Ah 12V NiMH rechargeable battery pack supplied with charger.	M4102
	Power Supply, VDC, 2A DIN Rail,	110-240VAC 12VDC 2A output, DIN rail mountable switch mode power supply	A10010
	 Power Supply, VAC, AU IP65, Desk Mount	M4101 and M4001 prewired with a main lead with AU pin configuration	M4111
	 Power Supply, VAC, UK IP65, Desk Mount	As above with UK pin configuration	M4112
	 Power Supply, VAC, US IP65, Desk Mount	As above with US pin configuration	M4113
	 Power Supply, VAC, EU IP65, Desk Mount	As above with EU pin configuration	M4114

R4xx Family Accessories



Relay Output PCB, DIN-Rail Kit,

Used with M4301, M4311, M4321 and M4331. Provides 8 voltage free relay outputs rated to 250VAC and 8A. DIN rail mountable. Provides N/O (normally open) and N/C (normally closed) contacts for each output. Suitable 12V 500mA supply is required

M4901



Cable, M4901 to Module,

Connects I/O modules with M4901

M4902



Module, Converter, 0-10V/4-20mA Input,

Module, Converter, 0-10V/4-20mA, Connects to Load Cell Input on R400 series indicators for a voltage or current input.

M4903



Tilt Sensor,

Two axis tilt sensor for use with K491, requires M4211 tilt compensation module. 6.5-24V DC

M4904



Cable, Serial OptoLINK-DB9F,

RS232 to Optolink, service and setup interface cable.

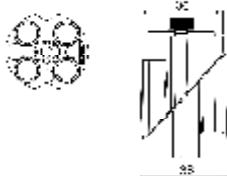
A10005



Cable, Serial OptoLINK-USB, Driver CD

USB to Optolink, service and setup interface cable, drivers for windows operating system supplied.

A10012











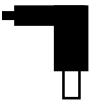











Insert for pole mounting,

Variable diameter (36-38mm) insert for pole mounting with four holes for cabling.

A10018






General Accessories

		Order Code
	110-240VAC switch mode plug pack with country specific pin configuration to bare wires (12VDC output).	
	Plug Pack 12VDC, AU Plug Bare Ends	A10001
	Plug Pack 12VDC 2.5A, UK Plug Bare Ends	A10002
	Plug Pack 12VDC, US Plug Bare Ends	A10003
	Plug Pack 12VDC, EU Plug Bare Ends	A10004
<hr/>		
	110-240VAC switch mode plug pack with country specific pin configuration to bare wires (24VDC 1.25A output).	
	Plug Pack 24VDC 1.25A, AU Plug Bare Ends	A10035
	Plug Pack 24VDC 1.25A, UK Plug Bare Ends	A10036
	Plug Pack 24VDC 1.25A, US Plug Bare Ends	A10037
	Plug Pack 24VDC 1.25A, EU Plug Bare Ends	A10038
<hr/>		
For use with M3001 boot only		
	110-240VAC switch mode plug pack with country specific pin configuration to a 2.1mm DC connector (12VDC 2.5A output).	
	Plug Pack 12VDC 2.5A, AU Plug 2.1mm Socket	A10013
	Plug Pack 12VDC 2.5A, UK Plug 2.1mm Socket	A10014
	Plug Pack 12VDC 2.5A, US Plug 2.1mm Socket	A10015
	Plug Pack 12VDC 2.5A, EU Plug 2.1mm Socket	A10016
<hr/>		
For use with 5xxx series indicators only		
	IEC Mains lead, 2m long with moulded country specific plug	
	Cable, Mains, IEC to AU, 2m,	A10031
	Cable, Mains, IEC to UK, 2m,	A10032
	Cable, Mains, IEC to US, 2m,	A10033
	Cable, Mains, IEC to EU, 2m,	A10034



General Accessories

			Order Code
	I/H Cable, Adapter 7WAY/DB9, for L/C Input	Adapts the load cell input between Ranger family and R family.	A10009
	Power Supply, VDC, 2A DIN Rail,	110-240VAC 12VDC 2A output, DIN rail mountable switch mode power supply	A10010
	Battery Charger, NiMH, Ansmann ACS110	Supports AU, UK, US and EU pin configurations	A10011
	Data Logger, 4MB, RS232, S/W V2.0d	Data Capture using the RS-232 serial output of the indicator; 4MB non-volatile flash memory; External Power - 10V to 32V DC.	A10017
	Load Cell Simulator, Variable,	0-2.0mV/V simulator with 5 fixed steps and a constantly variable setting with course and fine adjustment.	0051
	Batching Simulator,	Batching simulator for use with R420 batching applications.	0090
	Summing Box, 6 L/C Input Expan,	6 load cell input summing junction with jumper switchable excitation adjusting corner balance pots. Housed in a durable IP55 aluminium case. Signal trimming pots for corner balancing.	0071
	Profi-Bus Interface Module,	Profibus-DP Gateway allows connection of up to two Indicators or Display devices via indicator networking protocols to Profibus-DP. Supports weight indicators - 5000, 5100 and R400 Series. And the 6500 Remote Display.	1400

General Accessories

		Order Code
	Module, Converter, RS232, to RS485	Converts RS232 to RS485 full duplex four wire for long distance data communications. RTS switching for multi-drop compatibility can be selected in the 2150. No external power supply required when used with 21xx series indicators. 0080
	Module, Converter, RS232, to 20mA Current Loop	Converts RS232 transmit only to 20mA current loop. 0081
	Module, ESD Protection, for Serial Ports & L/C Input	Protects load cell and comm port inputs against ESD (electrostatic discharge) damage. 0084
	Module, Opto Isolated, RS232, for Serial Ports	Provides a fully isolated RS232 comms port interface. Useful for eliminating ground loops or protecting ports in particularly harsh electrical environments. 0085
	Module, Converter, 0-10VDC, for L/C Input	Conditions a 0-10VDC or 4-20mA input for use with Rinstrum instruments. Use your weight indicator as a voltmeter, or read any sensor that has a DC output. 0086

R Series Launch Kits (limit of one per customer, volume discounts don't apply) Order Code

	R320 Launch Pack,	Includes: R320, Desk/Battery housing, load cell simulator, A10005 optolink cable, 4x AA batteries and documentation. Country specific power supply to be ordered separately. R320-K302-L
	R420-K402 Launch Kit,	Includes: R420-K402, Desk stand (M4001), 3 Modules (M4301, M4401, M4203), optolink cable, load cell simulator. Country specific power supply to be ordered separately. R420-K402-L
	X320-K304 Launch Kit,	Includes: X320-K304-F (battery version), desk stand (M3012), optolink cable and load cell simulator. X320-K304-L