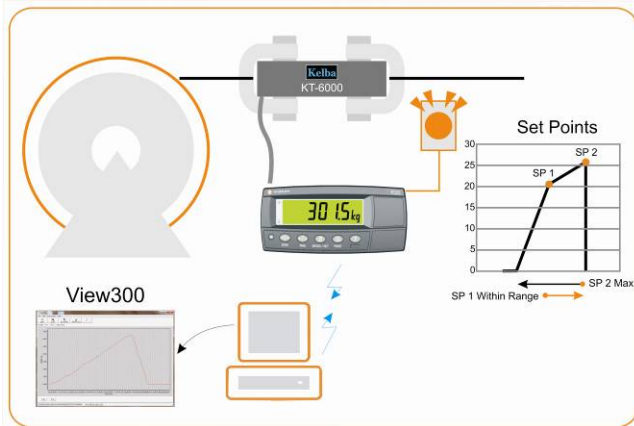


## R300 Application – Tension Measurement/Train Wheel Brake



Tension Apps - Force/Load Tester



Compression Apps - Train Wheel Brake Testing

### Load Cells Available through Rinstrum

#### High Capacity Tension Applications

[Kelba – KT6000kg or KT12000kg](#) Tension force

#### Low Capacity (to 5000kg) Tension Applications

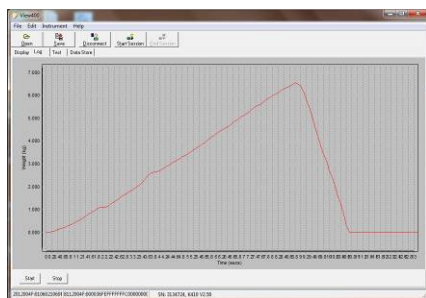
PT Global - [PT4000 S-Type](#) Tension load cell

#### [PT Global Accupoint](#) for Compression Applications

- Stainless steel
- IP68 sealing for wash down
- Simple mounting, compact design

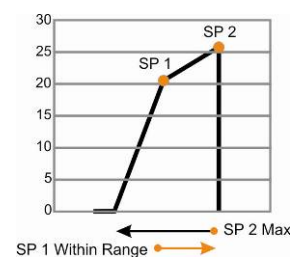
#### [View300 – Free PC Software](#)

- View300 software for easy setup, logging a real time trace and graph functions



#### [R320/R323 - Set Point Control](#)

- 300,000\* display div for high accuracy
- Customised printing & built-in clock function
- 2 Outputs/1 Input
- 2 Set Points - can be used to control a light to show when operating in range and drive a relay for emergency stop if over tension.



### Optional Dual Calibration Software

Optional dual calibration software can be loaded into an R320/R323 to allow two independent calibration ranges to be established. Ideal for a tension and compression cells with different directional characteristics or two cells to cover the testing range.

*....now that's smart weighing*